

Connect with our audience

3D PRINTING



annual content visits

165,238*



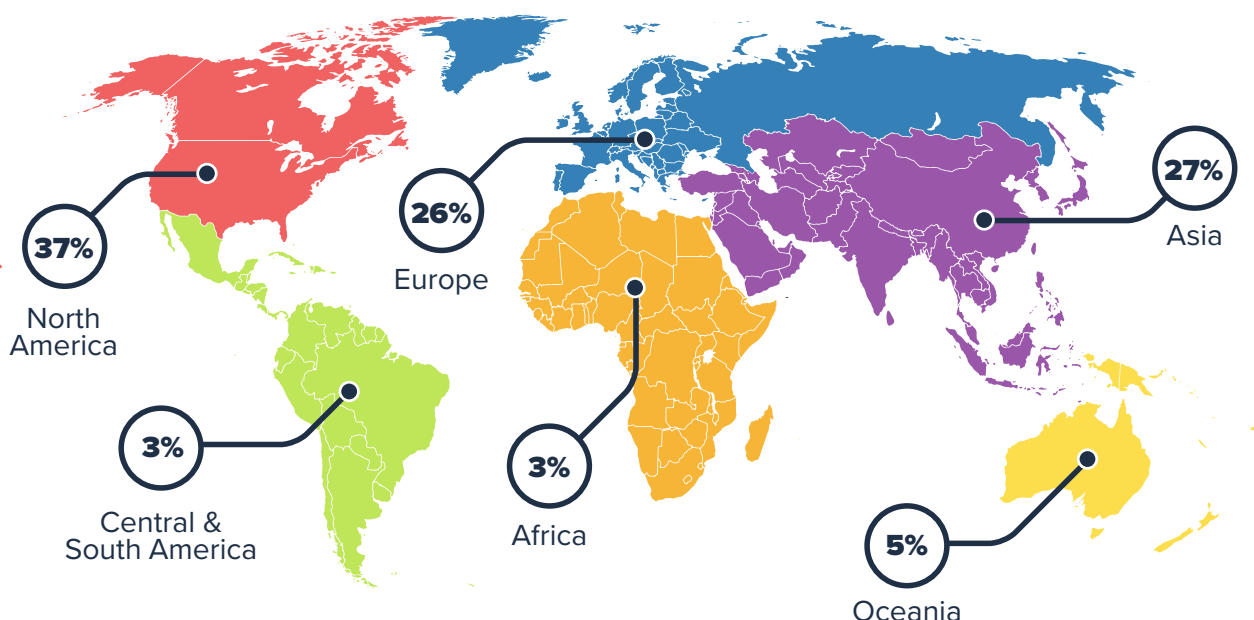
active subscribers

24,676**



total leads generated

3,665*



Targeted 3D printing audience

NEWSLETTERS

NEWSLETTER	SUBSCRIBERS **	OCCURRENCE
3D Printing	32,311	Every Two Weeks
Polymers	65,316	Monthly
Particle Analysis	30,079	Every Two Weeks
Mechanical & Physical Properties Testing	81,061	Monthly

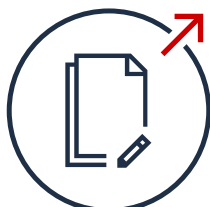
*12 Months to October 2020

**As of October 1st 2020

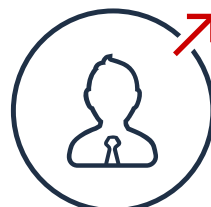
Scientific Content Marketing **SOLUTIONS**




EMAIL MARKETING



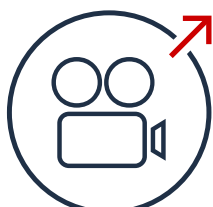
CONTENT



INTERVIEWS



PRODUCT PACKAGES



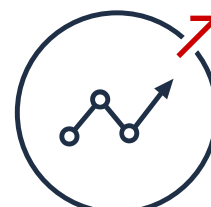
VIDEO



DISPLAY ADVERTISING



WEB SERVICES



ANALYTICS

Visit the links below to see metrics, demographics and visitor numbers from our network of industry specific sites

AUDIENCE

