

Connect with our audience

# CANNABIS SCIENCE



**annual content visits**

792,696\*



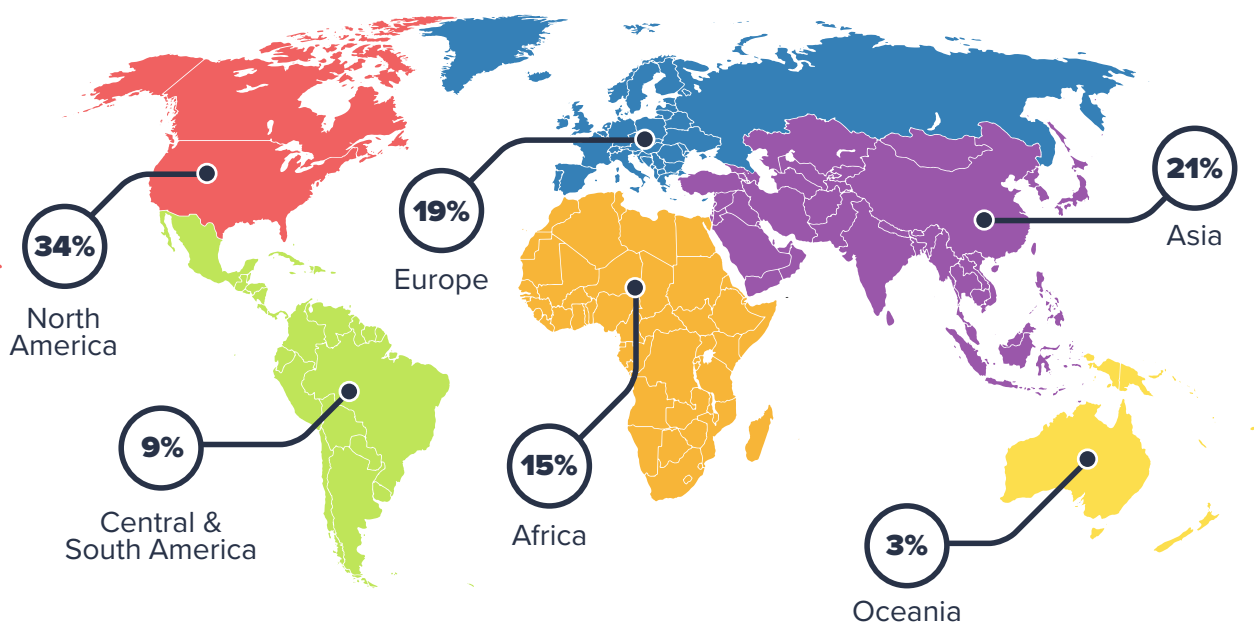
**active subscribers**

12,770\*\*



**total leads generated**

2,208\*



Targeted cannabis science audience


# NEWSLETTERS

NEWSLETTER	SUBSCRIBERS **	OCCURRENCE
<a href="#">Analytical Chromatography</a>	37,351	Monthly
<a href="#">Biochemistry</a>	18,499	Every 2 weeks
<a href="#">Forensics &amp; Toxicology</a>	32,402	Every 6 weeks
<a href="#">Cannabis Testing &amp; Analysis</a>	5,105	Monthly

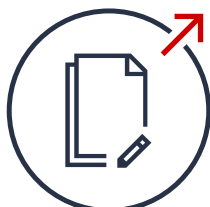
\* 12 Months to March 2021

\*\* As of March 1st 2021

## Scientific Content Marketing **SOLUTIONS**




EMAIL MARKETING




CONTENT



INTERVIEWS



PRODUCT PACKAGES



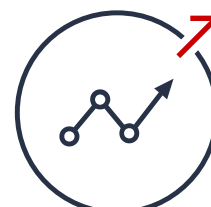
VIDEO



DISPLAY ADVERTISING



WEB SERVICES



ANALYTICS

Visit the links below to see metrics, demographics and visitor numbers from our network of industry specific sites

## **AUDIENCE**

