

Connect with our audience

# CELL THERAPY



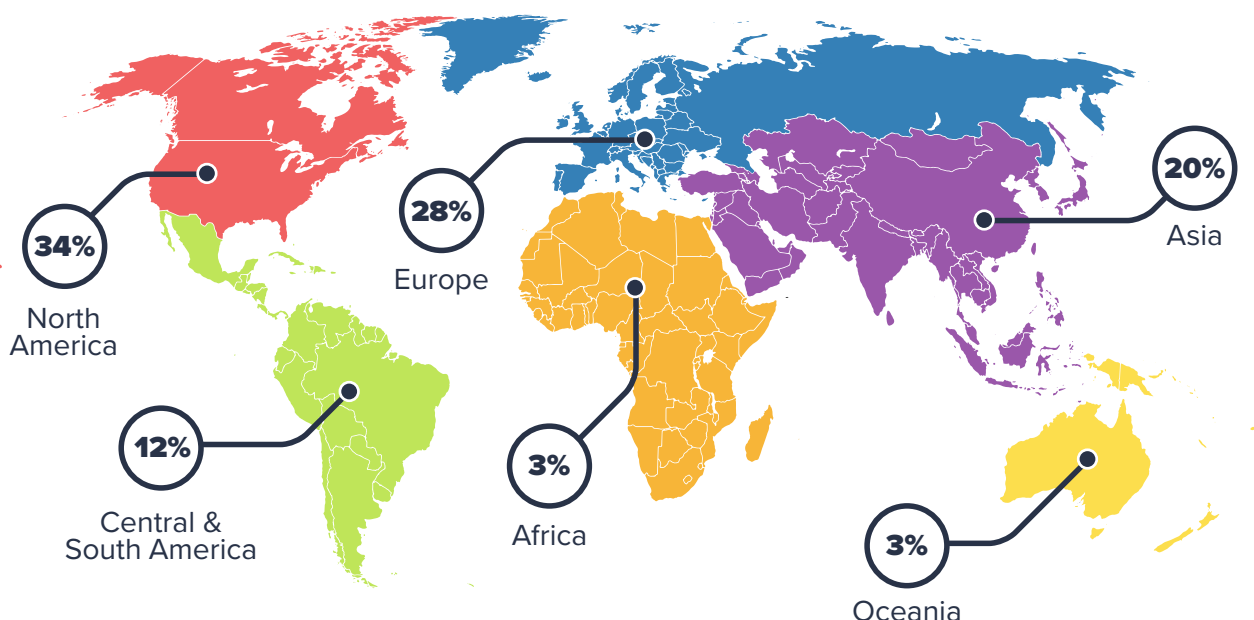
**annual content visits**  
1,027,297\*



**active subscribers**  
63,492\*\*



**total leads generated**  
9,063\*



Targeted cell therapy audience


# NEWSLETTERS

NEWSLETTER	SUBSCRIBERS **	OCCURRENCE
Cell Biology	9,234	Monthly
Life Science Microscopy	18,701	Monthly
Immunology	20,046	Monthly
Stem Cells	8,080	Monthly

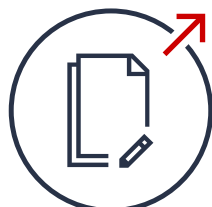
\* 12 Months to November 2021

\*\* As of November 1st 2021

# Scientific Content Marketing **SOLUTIONS**




EMAIL MARKETING




CONTENT



INTERVIEWS



PRODUCT PACKAGES



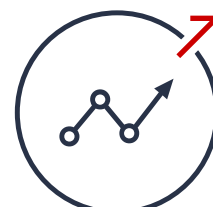
VIDEO



DISPLAY ADVERTISING



WEB SERVICES



ANALYTICS

Visit the links below to see metrics, demographics and visitor numbers from our network of industry specific sites

# **AUDIENCE**

