

Connect with our audience

CHEMICAL INDUSTRY



annual content visits

18,443*



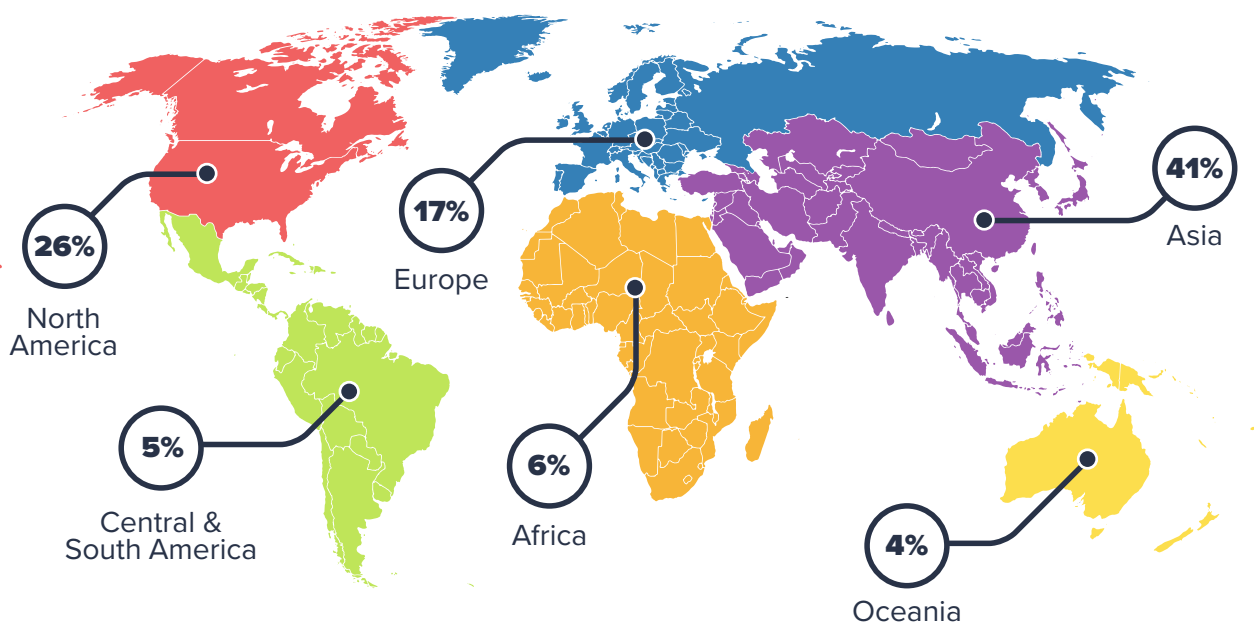
active subscribers

12,448**



total leads generated

2,062*



Targeted chemical industry audience


NEWSLETTERS

NEWSLETTER	SUBSCRIBERS **	OCCURRENCE
Spectroscopy	59,975	Monthly
Polymers	58,345	Monthly
Analytical Chromatography	44,667	Monthly
AgriTech	51,179	Monthly

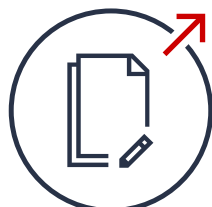
* 12 Months to November 2021

** As of November 1st 2021

Scientific Content Marketing **SOLUTIONS**




EMAIL MARKETING




CONTENT



INTERVIEWS



PRODUCT PACKAGES



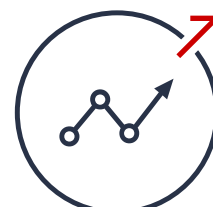
VIDEO



DISPLAY ADVERTISING



WEB SERVICES



ANALYTICS

Visit the links below to see metrics, demographics and visitor numbers from our network of industry specific sites

AUDIENCE

