

Connect with our audience
COSMETICS



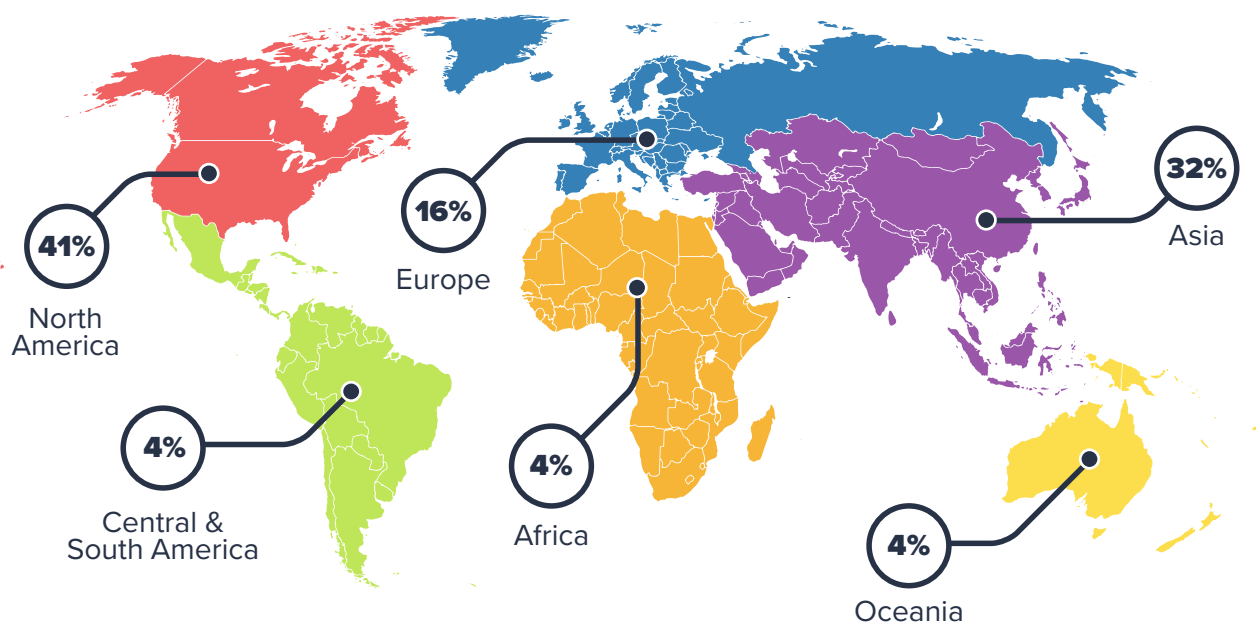
annual content visits
125,824*



active subscribers
23,154**



total leads generated
2,968*




Targeted cosmetics audience
NEWSLETTERS

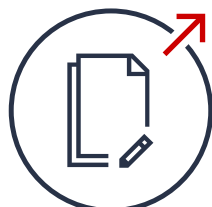
NEWSLETTER	SUBSCRIBERS **	OCCURRENCE
Particle Analysis	26,645	Monthly
Rheology & Viscometry	51,121	Every two months
Biotechnology	17,121	Monthly
The Digital Laboratory	24,017	Monthly

* 12 Months to December 2022
** As of December 1st 2022

Scientific Content Marketing **SOLUTIONS**




EMAIL MARKETING




CONTENT



INTERVIEWS



PRODUCT PACKAGES



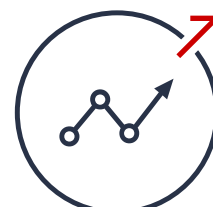
VIDEO



DISPLAY ADVERTISING



WEB SERVICES



ANALYTICS

Visit the links below to see metrics, demographics and visitor numbers from our network of industry specific sites

AUDIENCE

