

Connect with our audience

# FLOW CYTOMETRY



**annual content visits**

157,300\*



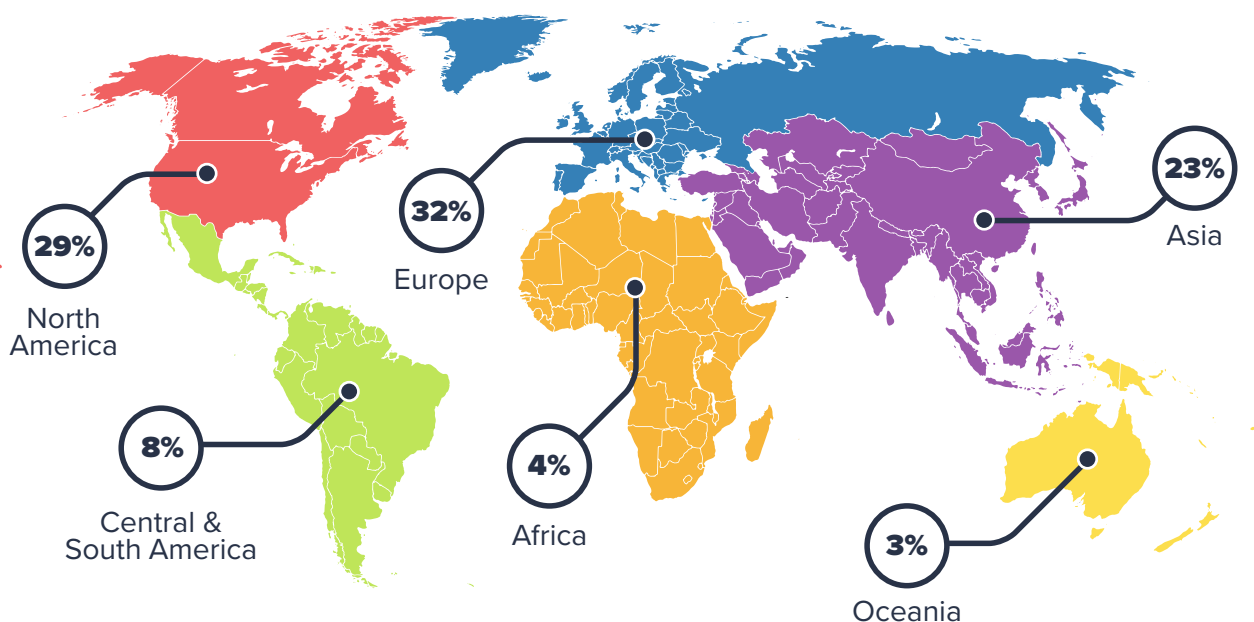
**active subscribers**

17,630\*\*



**total leads generated**

3,265\*



Targeted flow cytometry audience


# NEWSLETTERS

NEWSLETTER	SUBSCRIBERS **	OCCURRENCE
<a href="#">Cell Biology</a>	7,931	Monthly
<a href="#">Fluorescence</a>	8,692	Monthly
<a href="#">Flow Cytometry</a>	16,454	Every two months
<a href="#">Drug Discovery and Production</a>	32,450	Monthly

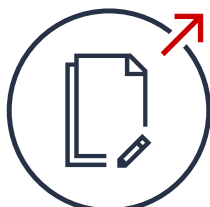
\* 12 Months to May 2021

\*\* As of May 1st 2021


## Scientific Content Marketing **SOLUTIONS**




EMAIL MARKETING




CONTENT



INTERVIEWS



PRODUCT PACKAGES



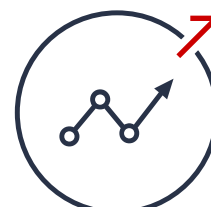
VIDEO



DISPLAY ADVERTISING



WEB SERVICES



ANALYTICS

Visit the links below to see metrics, demographics and visitor numbers from our network of industry specific sites

## **AUDIENCE**

