

Connect with our audience

FLUORESCENCE



annual content visits

237,298*



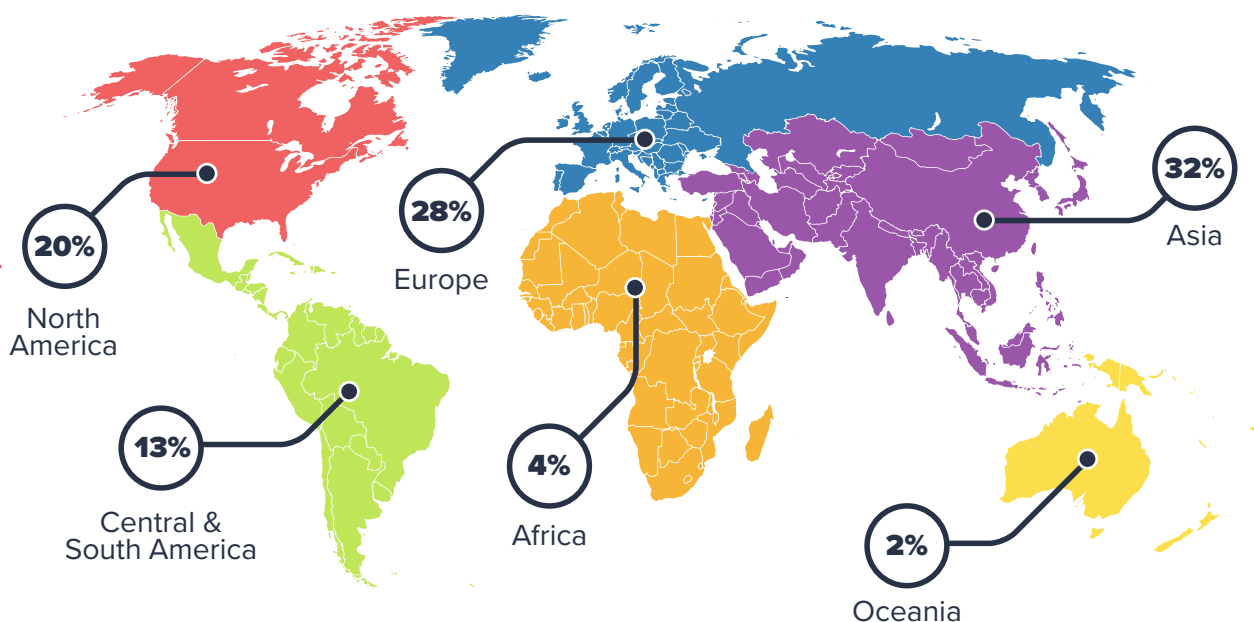
active subscribers

38,667**



total leads generated

7,021*



Targeted fluorescence audience


NEWSLETTERS

NEWSLETTER	SUBSCRIBERS **	OCCURRENCE
Cell Biology	7,925	Monthly
Fluorescence	8,685	Monthly
Life Science Microscopy	17,835	Monthly
Flow Cytometry	16,451	Every two months

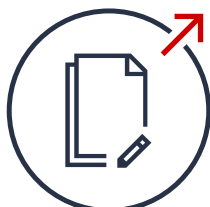
* 12 Months to May 2021

** As of May 1st 2021

Scientific Content Marketing **SOLUTIONS**




EMAIL MARKETING




CONTENT



INTERVIEWS



PRODUCT PACKAGES



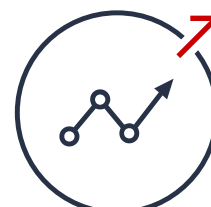
VIDEO



DISPLAY ADVERTISING



WEB SERVICES



ANALYTICS

Visit the links below to see metrics, demographics and visitor numbers from our network of industry specific sites

AUDIENCE

