

Connect with our audience

# HEALTHCARE



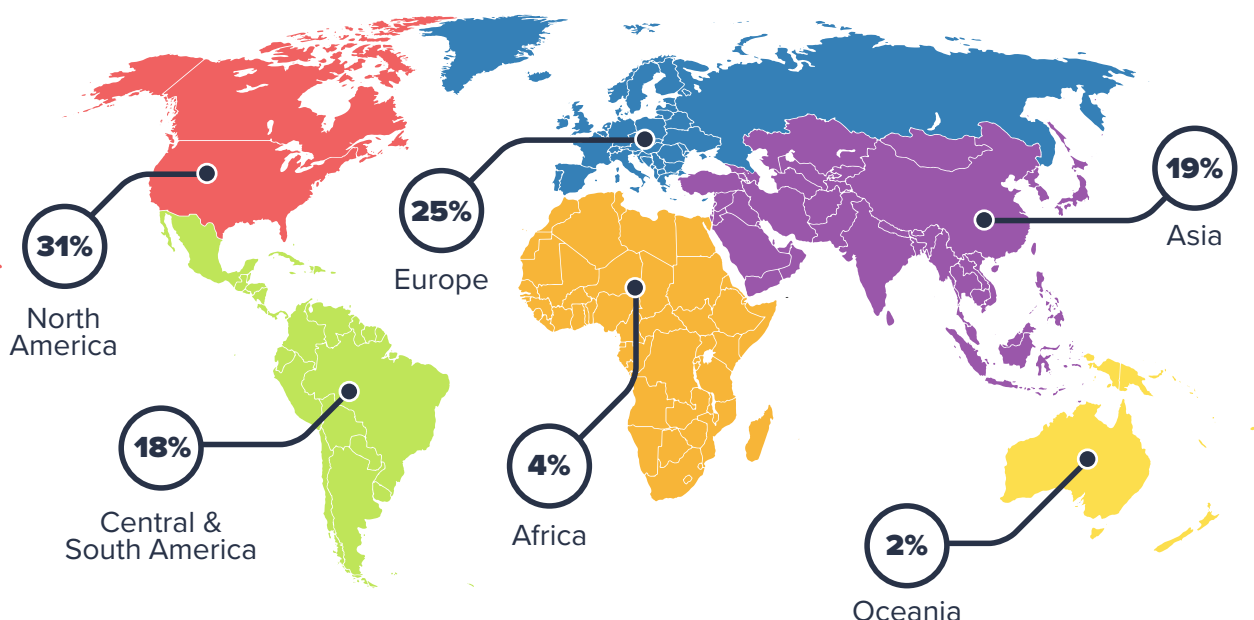
**annual content visits**  
10,322,741\*



**active subscribers**  
310,298\*\*



**total leads generated**  
51,414\*



Targeted healthcare audience


# NEWSLETTERS

NEWSLETTER	SUBSCRIBERS **	OCCURRENCE
Allergy	86,793	Every 3 months
Medical Device	110,350	Monthly
Infectious Diseases	81,462	Monthly
Nutrition	30,302	Every two months
Artificial Intelligence in Healthcare	58,013	Every 2 months

\* 12 Months to September 2021

\*\* As of September 1st 2021


# Scientific Content Marketing **SOLUTIONS**




EMAIL MARKETING




CONTENT



INTERVIEWS



PRODUCT PACKAGES



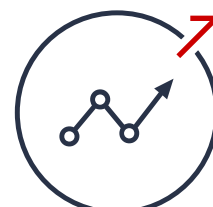
VIDEO



DISPLAY ADVERTISING



WEB SERVICES



ANALYTICS

Visit the links below to see metrics, demographics and visitor numbers from our network of industry specific sites

# **AUDIENCE**

