

Connect with our audience

# HEAT TREATMENT



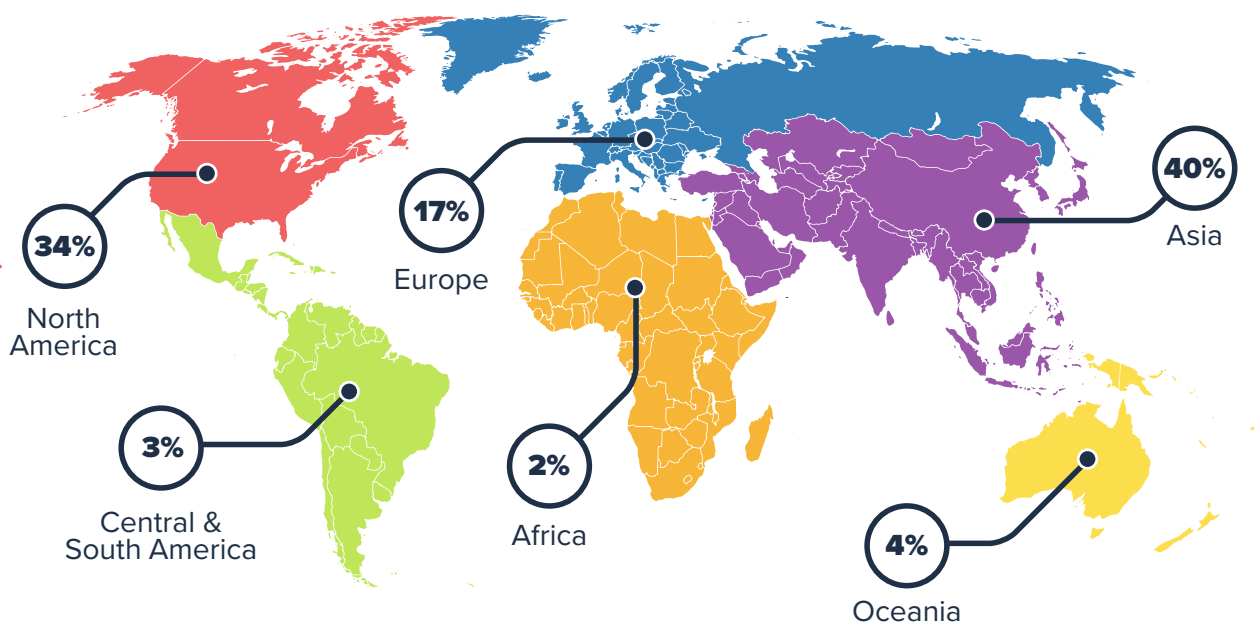
**annual content visits**  
**821,484\***



**active subscribers**  
**84,750\*\***



**total leads generated**  
**12,450\***



Targeted heat treatment audience


# NEWSLETTERS

NEWSLETTER	SUBSCRIBERS **	OCCURRENCE
<a href="#">Technical Ceramics</a>	68,310	Every 2 months
<a href="#">Heat Treatment</a>	61,914	Monthly
<a href="#">Surface Metrology and Measurement</a>	44,326	Every 2 months
<a href="#">Advanced Alloys</a>	37,399	Monthly

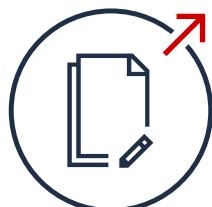
\* 12 Months to March 2021

\*\* As of March 1st 2021


# Scientific Content Marketing **SOLUTIONS**




EMAIL MARKETING



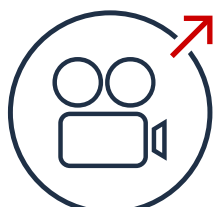
CONTENT



INTERVIEWS



PRODUCT PACKAGES



VIDEO



DISPLAY ADVERTISING



WEB SERVICES



ANALYTICS

Visit the links below to see metrics, demographics and visitor numbers from our network of industry specific sites

# **AUDIENCE**

