

Connect with our audience
HYDROLOGY



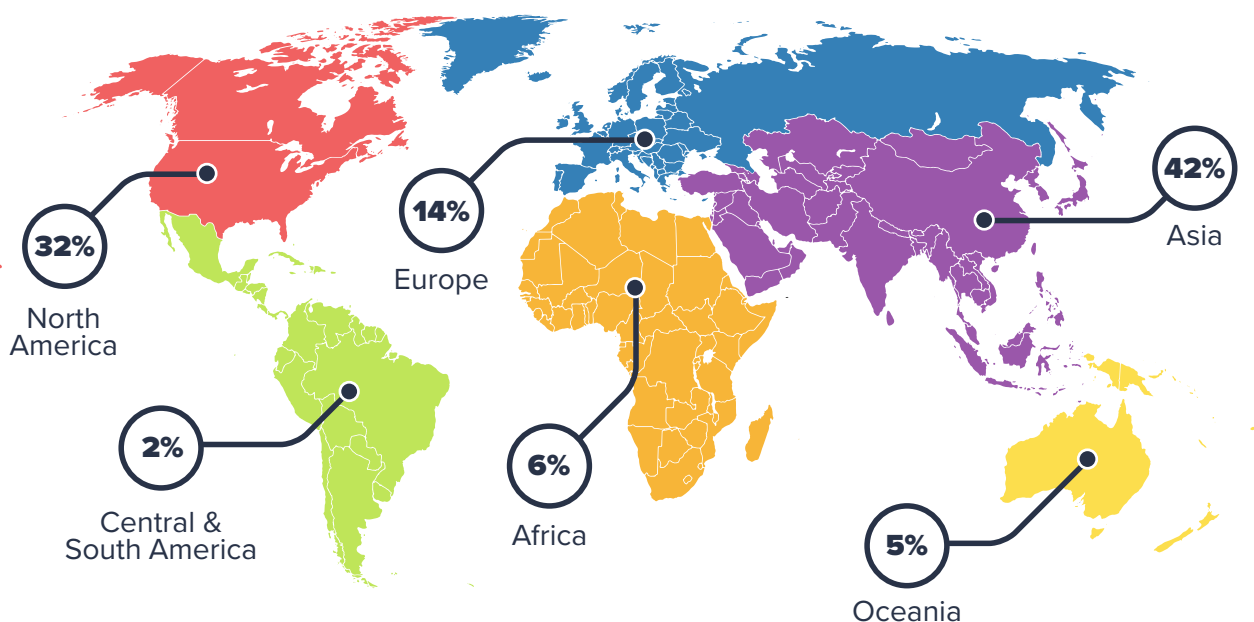
annual content visits
444,842*



active subscribers
4,289**



total leads generated
871*




Targeted hydrology audience
NEWSLETTERS

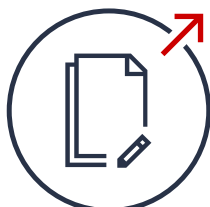
NEWSLETTER	SUBSCRIBERS **	OCCURRENCE
Sensors	69,214	Weekly
Clean Technology	23,031	Monthly
AgriTech	52,862	Agritech
Water Analysis	9,338	Monthly

* 12 Months to February 2022
** As of February 1st 2022

Scientific Content Marketing **SOLUTIONS**




EMAIL MARKETING




CONTENT



INTERVIEWS



PRODUCT PACKAGES



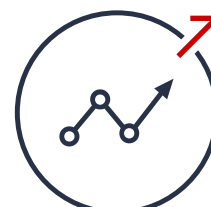
VIDEO



DISPLAY ADVERTISING



WEB SERVICES



ANALYTICS

Visit the links below to see metrics, demographics and visitor numbers from our network of industry specific sites

AUDIENCE

