

Connect with our audience

LAB AUTOMATION AND BIOINFORMATICS



annual content visits

256,999*



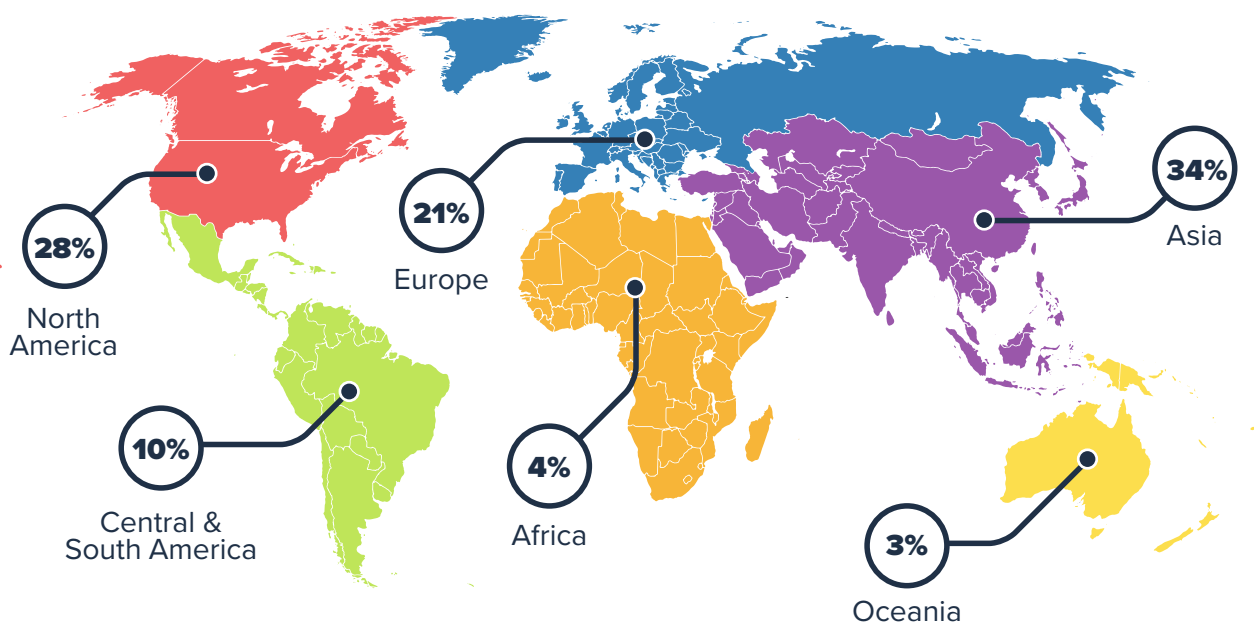
active subscribers

11,846**



total leads generated

2,422*



Targeted lab automation and bioinformatics audience


NEWSLETTERS

NEWSLETTER	SUBSCRIBERS **	OCCURRENCE
Genomics	16,030	Monthly
Cell Biology	8,589	Monthly
Artificial Intelligence in Healthcare	52,481	Tri Weekly
Analytical Chromatography	36,911	Monthly

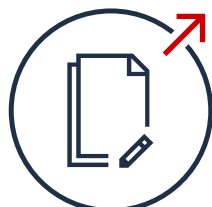
*12 Months to October 2020

**As of October 1st 2020


Scientific Content Marketing **SOLUTIONS**




EMAIL MARKETING



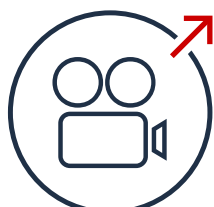
CONTENT



INTERVIEWS



PRODUCT PACKAGES



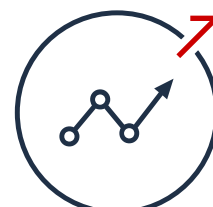
VIDEO



DISPLAY ADVERTISING



WEB SERVICES



ANALYTICS

Visit the links below to see metrics, demographics and visitor numbers from our network of industry specific sites

AUDIENCE

