

Connect with our audience

LAB AUTOMATION AND BIOINFORMATICS



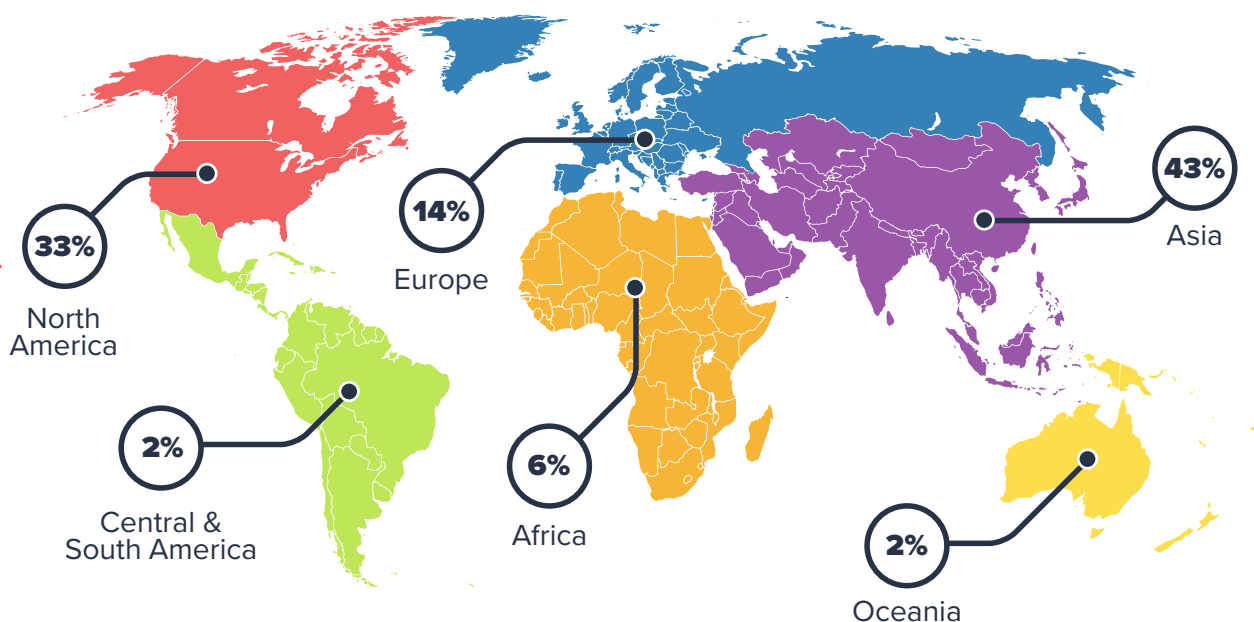
annual content visits
192,103*



active subscribers
23,049**



total leads generated
4,065*



Targeted lab automation and bioinformatics audience


NEWSLETTERS

NEWSLETTER	SUBSCRIBERS **	OCCURRENCE
Cell Biology	9,002	Monthly
Analytical Chromatography	44,628	Monthly
Genomics	38,412	Monthly
Artificial Intelligence in Healthcare	48,006	Every 3 weeks

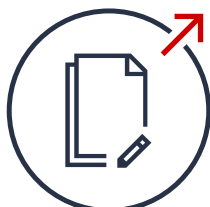
* 12 Months to December 2022

** As of December 1st 2022

Scientific Content Marketing **SOLUTIONS**




EMAIL MARKETING




CONTENT



INTERVIEWS



PRODUCT PACKAGES



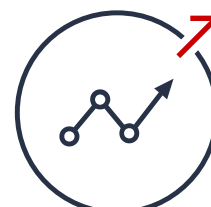
VIDEO



DISPLAY ADVERTISING



WEB SERVICES



ANALYTICS

Visit the links below to see metrics, demographics and visitor numbers from our network of industry specific sites

AUDIENCE

