

Connect with our audience

LABORATORY



annual content visits

49,818*



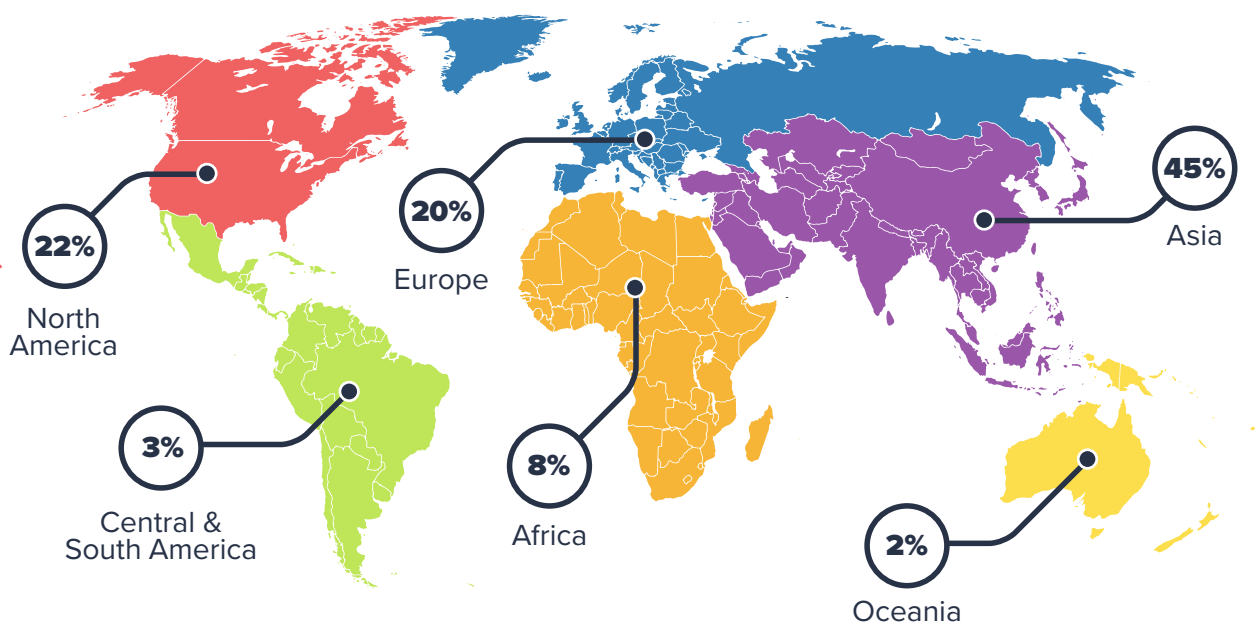
active subscribers

29,105**



total leads generated

5,133*



Targeted laboratory audience


NEWSLETTERS

NEWSLETTER	SUBSCRIBERS **	OCCURRENCE
Spectroscopy	60,090	Weekly
Food & Beverage Analysis	23,214	Fortnightly
Analytical Chromatography	44,869	Monthly
Biochemistry	19,686	Monthly

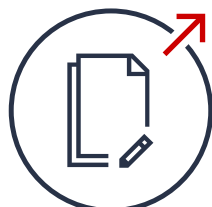
* 12 Months to January 2022

** As of January 1st 2022

Scientific Content Marketing **SOLUTIONS**




EMAIL MARKETING




CONTENT



INTERVIEWS



PRODUCT PACKAGES



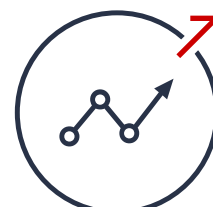
VIDEO



DISPLAY ADVERTISING



WEB SERVICES



ANALYTICS

Visit the links below to see metrics, demographics and visitor numbers from our network of industry specific sites

AUDIENCE

