

Connect with our audience
LIFE SCIENCES



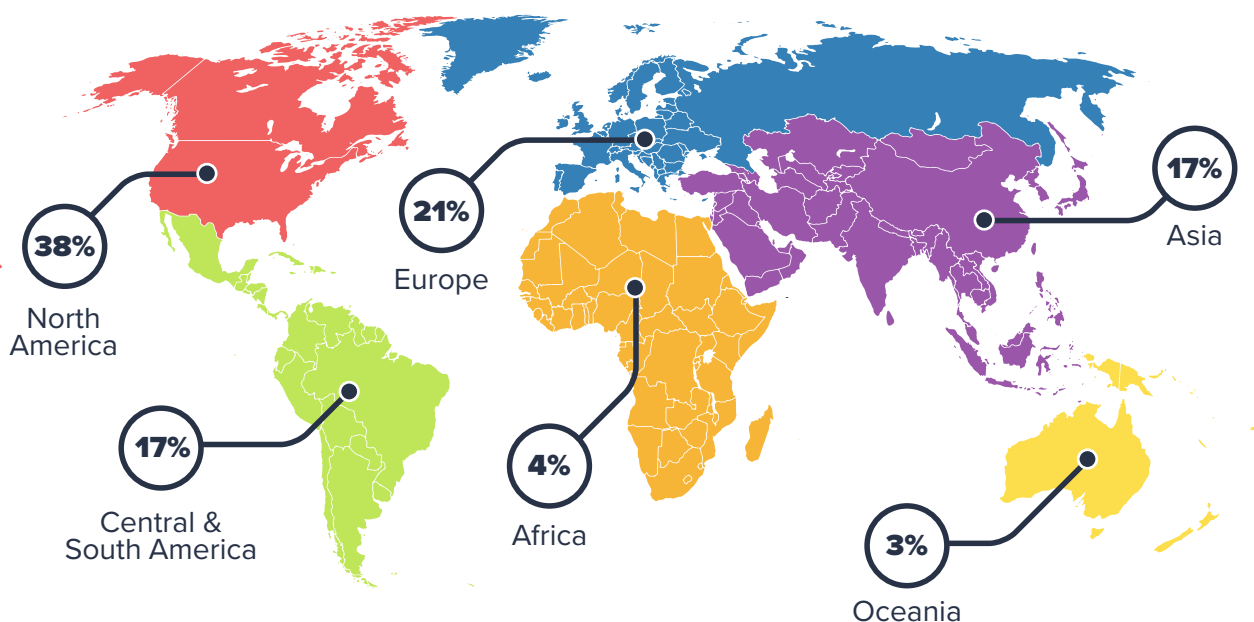
annual content visits
14,919,610*



active subscribers
449,619**



total leads generated
89,096*




Targeted life sciences audience
NEWSLETTERS

NEWSLETTER	SUBSCRIBERS **	OCCURRENCE
Biochemistry	19,716	Monthly
Metabolomics	5,936	Every 2 Months
Life Science Microscopy	18,935	Monthly
Flow Cytometry	16,901	Every 2 months
Cannabis Testing & Analysis	9,595	Monthly

* 12 Months to September 2021

** As of September 1st 2021


Scientific Content Marketing **SOLUTIONS**




EMAIL MARKETING




CONTENT



INTERVIEWS



PRODUCT PACKAGES



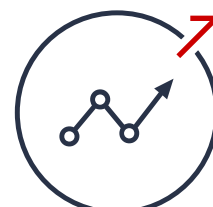
VIDEO



DISPLAY ADVERTISING



WEB SERVICES



ANALYTICS

Visit the links below to see metrics, demographics and visitor numbers from our network of industry specific sites

AUDIENCE

