

Connect with our audience

# METEOROLOGY



**annual content visits**

822,826\*



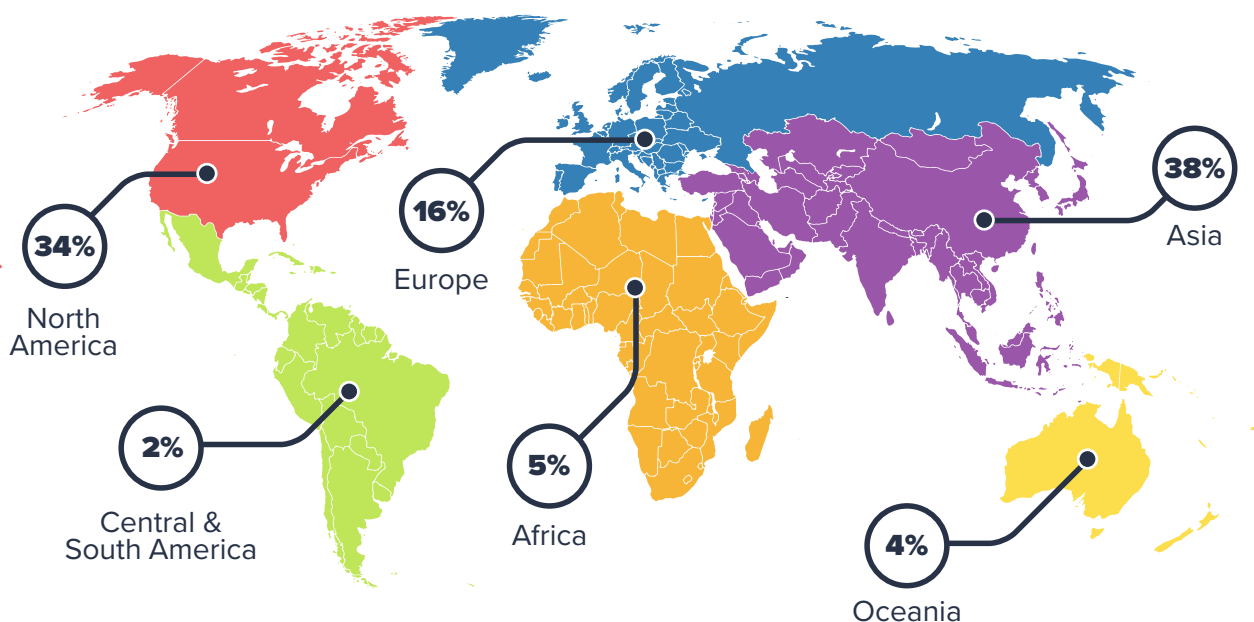
**active subscribers**

10,273\*\*



**total leads generated**

1,880\*



Targeted meteorology audience


# NEWSLETTERS

NEWSLETTER	SUBSCRIBERS **	OCCURRENCE
Photovoltaics	16,936	Every two months
Sensors	69,214	Weekly
Gas Analysis & Measurement	18,664	Monthly
Clean Technology	23,031	Monthly

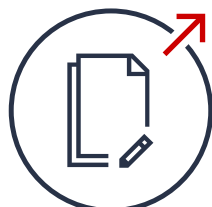
\* 12 Months to February 2022

\*\* As of February 1st 2022

# Scientific Content Marketing **SOLUTIONS**




EMAIL MARKETING




CONTENT



INTERVIEWS



PRODUCT PACKAGES



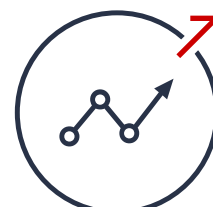
VIDEO



DISPLAY ADVERTISING



WEB SERVICES



ANALYTICS

Visit the links below to see metrics, demographics and visitor numbers from our network of industry specific sites

# **AUDIENCE**

