

Connect with our audience

# NANOTECHNOLOGY



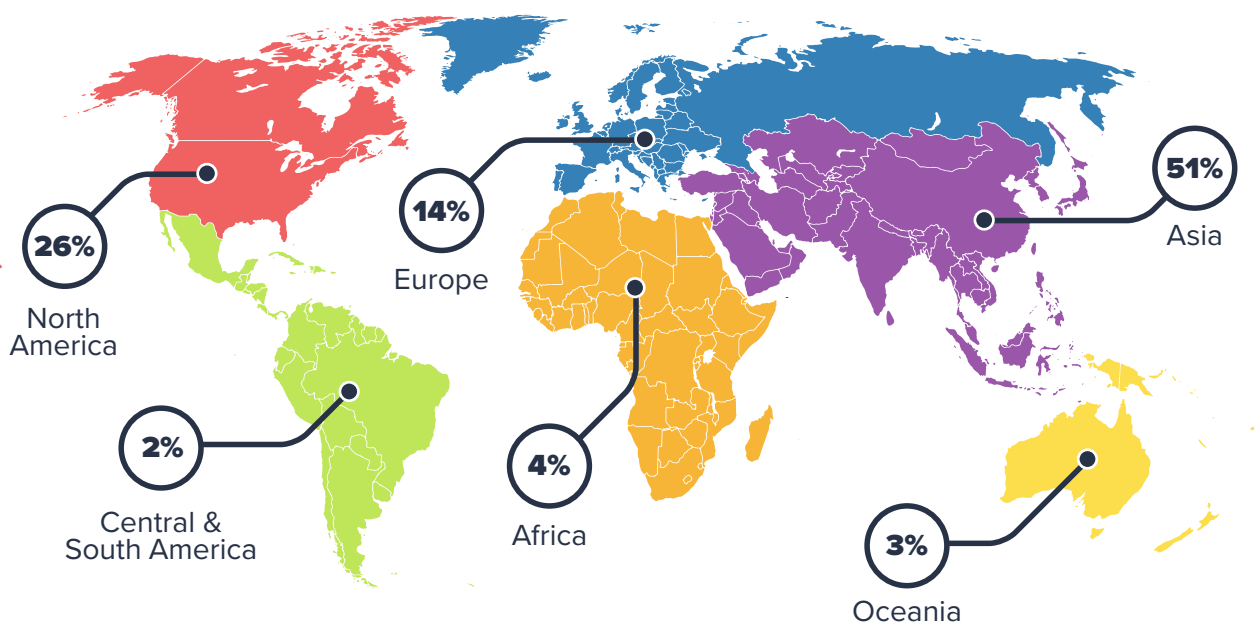
**annual content visits**  
**736,680\***



**active subscribers**  
**59,945\*\***






**total leads generated**  
**8,695\***



Targeted nanotechnology audience


## NEWSLETTERS

NEWSLETTER	SUBSCRIBERS **	OCCURRENCE
 <a href="#">Atomic Force Microscopy (AFM)</a>	13,793	Monthly
 <a href="#">Electron Microscopy</a>	34,966	Monthly
 <a href="#">Semiconductor Analysis and Manufacturing</a>	40,453	Every two weeks
 <a href="#">Nanoparticles &amp; Colloids</a>	36,055	Monthly

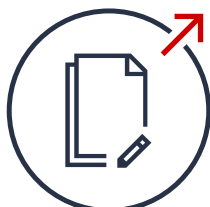
\* 12 Months to May 2021

\*\* As of May 1st 2021

## Scientific Content Marketing **SOLUTIONS**




EMAIL MARKETING




CONTENT



INTERVIEWS



PRODUCT PACKAGES



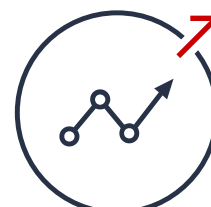
VIDEO



DISPLAY ADVERTISING



WEB SERVICES



ANALYTICS

Visit the links below to see metrics, demographics and visitor numbers from our network of industry specific sites

## **AUDIENCE**

