

Connect with our audience

# NEUROSCIENCE



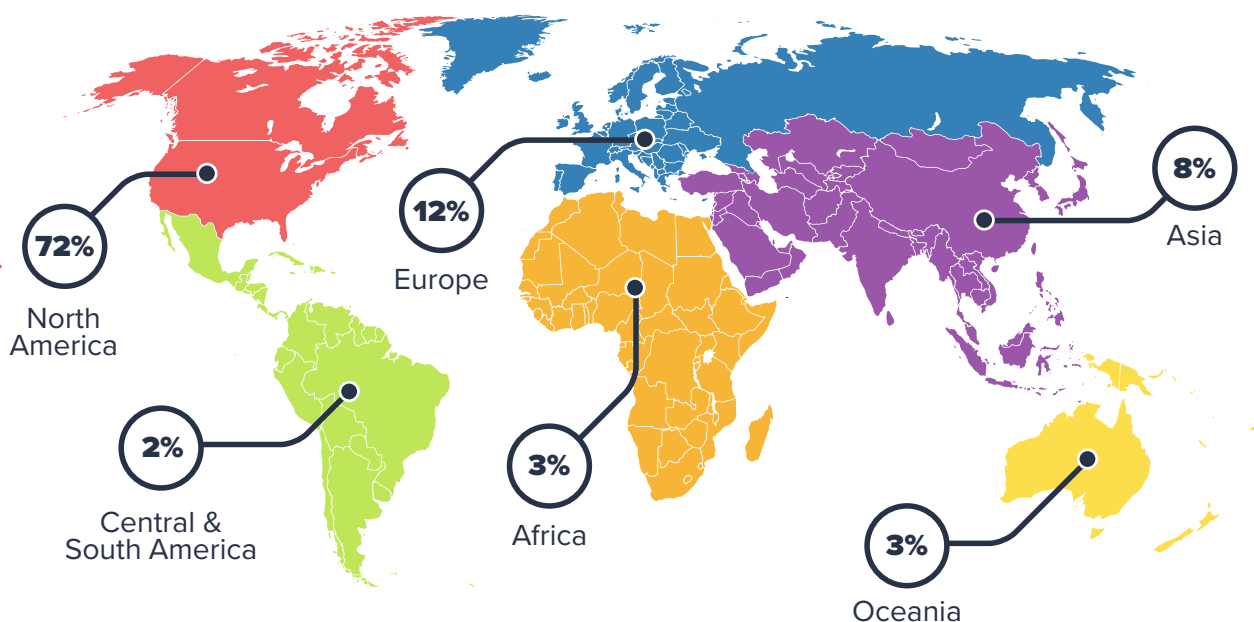
**annual content visits**  
2,279,406\*



**active subscribers**  
65,420\*\*



**total leads generated**  
7,117\*



Targeted neuroscience audience


# NEWSLETTERS

NEWSLETTER	SUBSCRIBERS **	OCCURRENCE
Alzheimer's Disease	8,577	Every two months
Multiple Sclerosis	1,923	Every two months
Parkinson's Disease	4,648	Every three months
Neurology / Neuroscience	10,842	Every two months

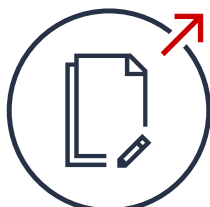
\* 12 Months to December 2022

\*\* As of December 1st 2022

# Scientific Content Marketing **SOLUTIONS**




EMAIL MARKETING




CONTENT



INTERVIEWS



PRODUCT PACKAGES



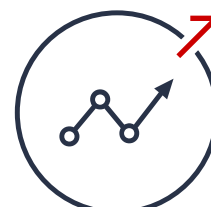
VIDEO



DISPLAY ADVERTISING



WEB SERVICES



ANALYTICS

Visit the links below to see metrics, demographics and visitor numbers from our network of industry specific sites

# **AUDIENCE**

