

Connect with our audience
ONCOLOGY



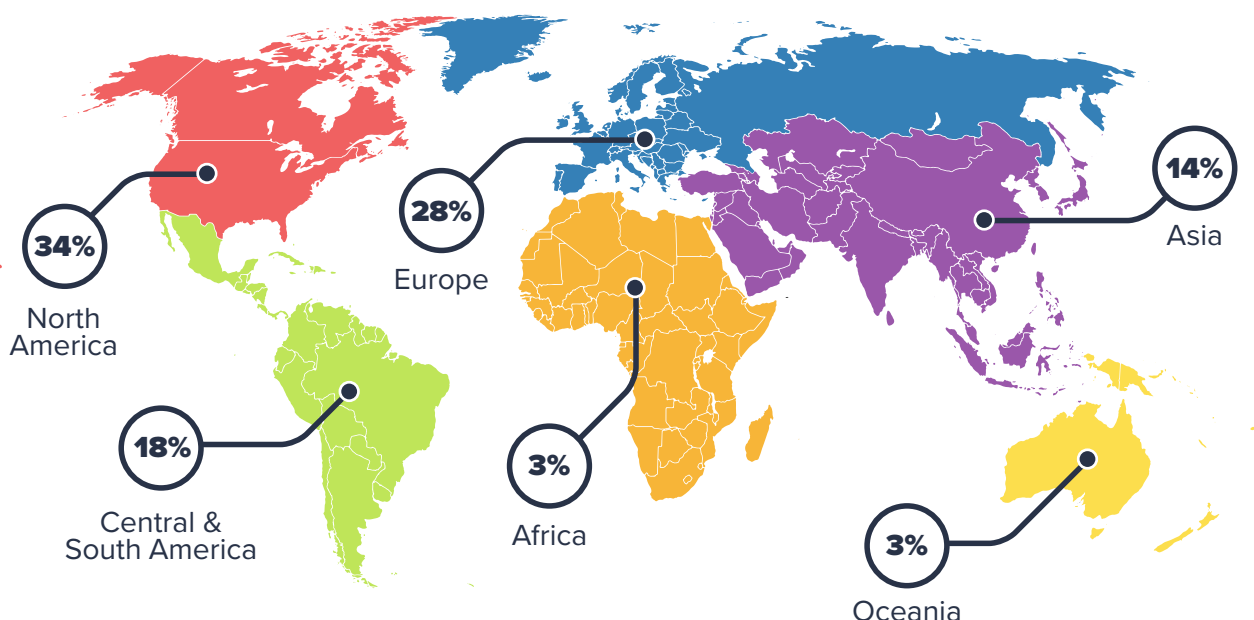
annual content visits
2,050,952*



active subscribers
17,664**



total leads generated
1,629*




Targeted oncology audience
NEWSLETTERS

NEWSLETTER	SUBSCRIBERS **	OCCURRENCE
Prostate Cancer	3,128	Every two weeks
Breast Cancer	6,535	Every two weeks
Cervical Cancer	20,114	Every two weeks
Life Science Microscopy	17,459	Monthly
Flow Cytometry	13,418	Every two months

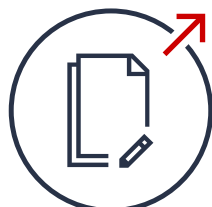
* 12 Months to February 2022

** As of February 1st 2022

Scientific Content Marketing **SOLUTIONS**




EMAIL MARKETING




CONTENT



INTERVIEWS



PRODUCT PACKAGES



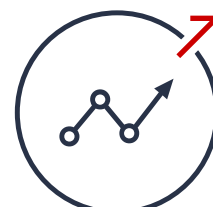
VIDEO



DISPLAY ADVERTISING



WEB SERVICES



ANALYTICS

Visit the links below to see metrics, demographics and visitor numbers from our network of industry specific sites

AUDIENCE

