

Connect with our audience

PHARMACEUTICAL INDUSTRY



annual content visits

934,323*



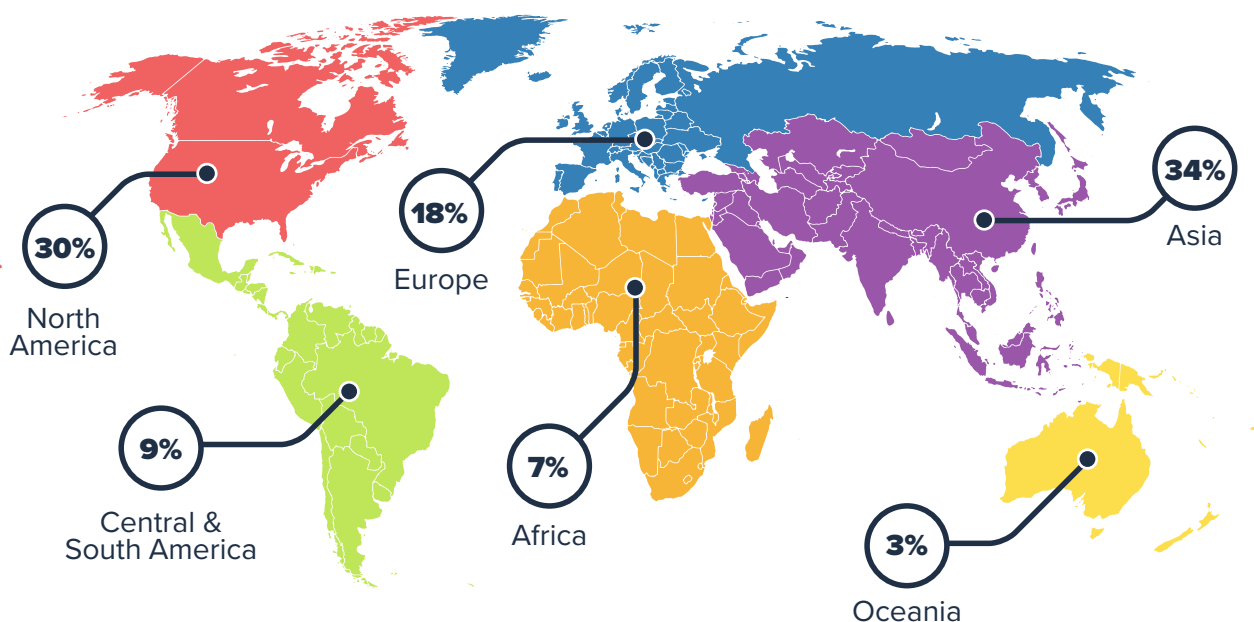
active subscribers

84,017**







total leads generated

11,773*



Targeted pharmaceutical industry audience

NEWSLETTERS

NEWSLETTER	SUBSCRIBERS **	OCCURRENCE
 Drug Discovery And Production	29,418	Every 5 Weeks
 Raman Spectroscopy	17,656	Monthly
 Nanomedicine	2,890	Fortnightly
 Pharmacy / Pharmacology	5,258	Weekly

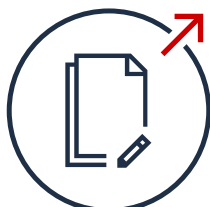
*12 Months to October 2020

**As of October 1st 2020

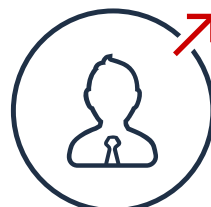
Scientific Content Marketing **SOLUTIONS**




EMAIL MARKETING



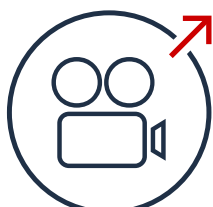
CONTENT



INTERVIEWS



PRODUCT PACKAGES



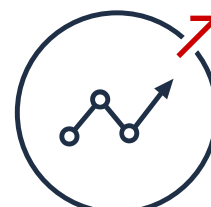
VIDEO



DISPLAY ADVERTISING



WEB SERVICES



ANALYTICS

Visit the links below to see metrics, demographics and visitor numbers from our network of industry specific sites

AUDIENCE

