

Connect with our audience

POLYMERS



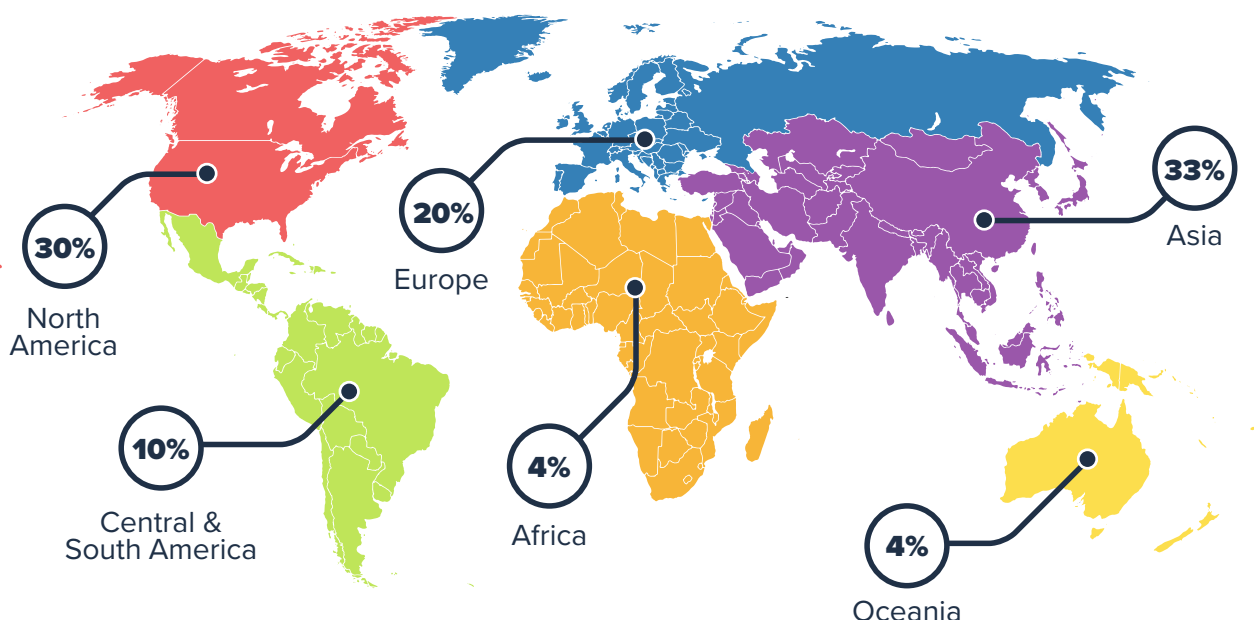
annual content visits
2,504,465*



active subscribers
70,988**







total leads generated
12,197*



Targeted polymers audience


NEWSLETTERS

NEWSLETTER	SUBSCRIBERS **	OCCURRENCE
 Polymers	65,316	Monthly
 Rheology & Viscometry	47,579	Monthly
 Mechanical & Physical Properties Testing	81,061	Monthly
 3D Printing	32,311	Fortnightly

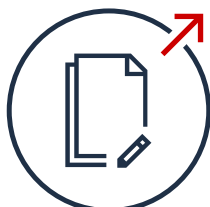
*12 Months to October 2020

**As of October 1st 2020

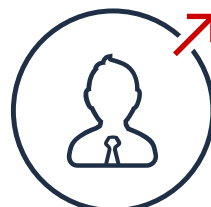
Scientific Content Marketing **SOLUTIONS**




EMAIL MARKETING



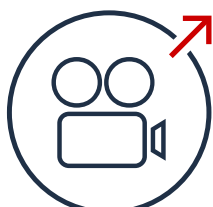
CONTENT



INTERVIEWS



PRODUCT PACKAGES



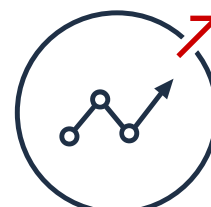
VIDEO



DISPLAY ADVERTISING



WEB SERVICES



ANALYTICS

Visit the links below to see metrics, demographics and visitor numbers from our network of industry specific sites

AUDIENCE

