

Connect with our audience

PROTEOMICS, METABOLOMICS, LIPIDOMICS, GLYCOMICS,



annual content visits

479,074*



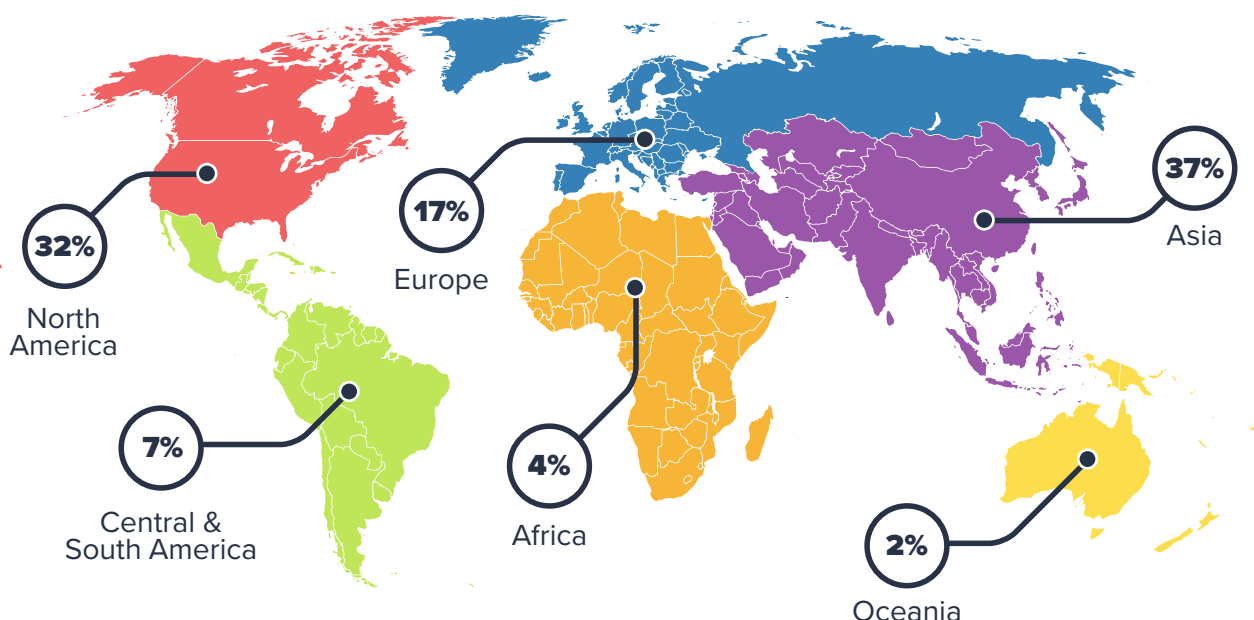
active subscribers

44,150**



total leads generated

5,886*




Targeted proteomics, metabolomics, lipidomics, glycomics, transcriptomics audience

| NEWSLETTER | SUBSCRIBERS ** | OCCURRENCE |
|------------------|----------------|------------------|
| Protein Analysis | 28,524 | Monthly |
| Biochemistry | 19,423 | Monthly |
| Metabolomics | 6,006 | Every two months |
| Biotechnology | 17,121 | Monthly |

* 12 Months to December 2022

** As of December 1st 2022


Scientific Content Marketing **SOLUTIONS**




EMAIL MARKETING




CONTENT



INTERVIEWS



PRODUCT PACKAGES



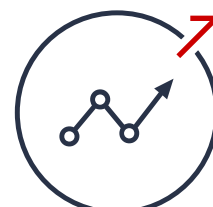
VIDEO



DISPLAY ADVERTISING



WEB SERVICES



ANALYTICS

Visit the links below to see metrics, demographics and visitor numbers from our network of industry specific sites

AUDIENCE

