

Connect with our audience

# SPECTROSCOPY



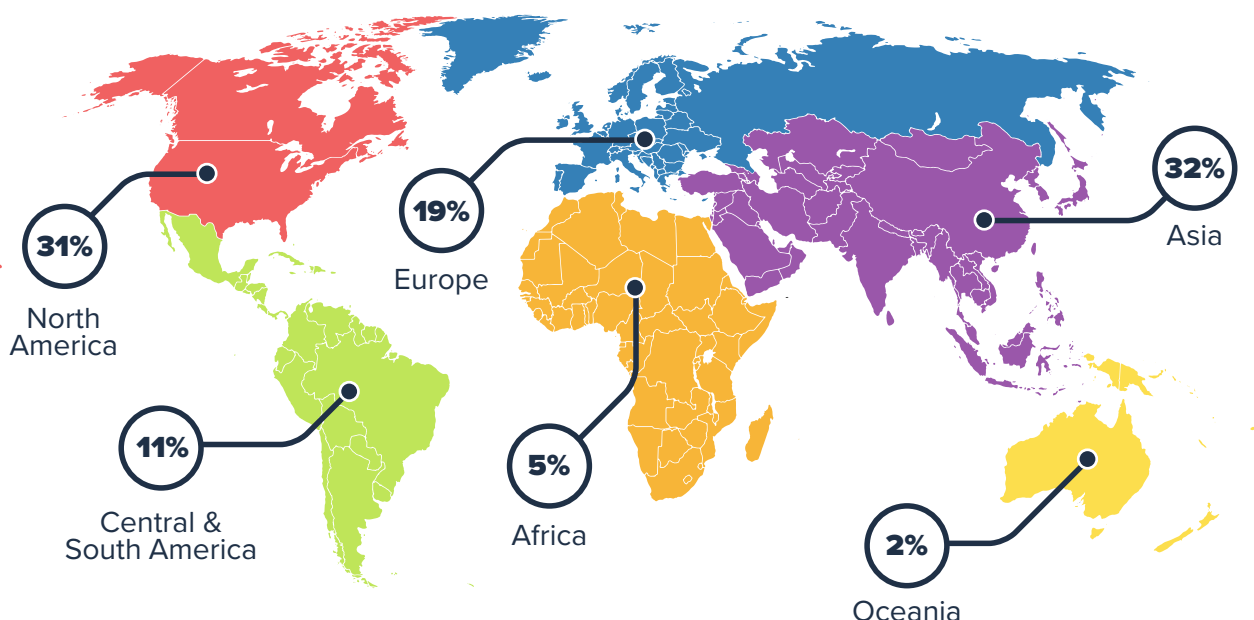
**annual content visits**  
**376,990\***



**active subscribers**  
**48,842\*\***



**total leads generated**  
**47,457\***




Targeted spectroscopy audience

# NEWSLETTERS

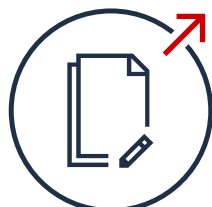
NEWSLETTER	SUBSCRIBERS **	OCCURRENCE
<a href="#">Spectroscopy</a>	60,290	Weekly
<a href="#">Elemental Analysis</a>	45,373	Monthly
<a href="#">Infrared Spectroscopy</a>	22,489	Monthly
<a href="#">Raman Spectroscopy</a>	17,656	Monthly

\*12 Months to March 2020  
\*\*As of March 31st 2020


# Scientific Content Marketing **SOLUTIONS**




EMAIL MARKETING



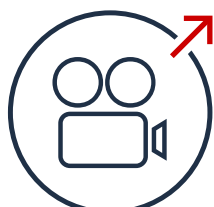
CONTENT



INTERVIEWS



PRODUCT PACKAGES



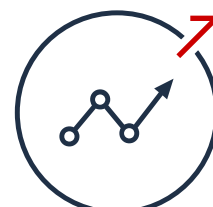
VIDEO



DISPLAY ADVERTISING



WEB SERVICES



ANALYTICS

Visit the links below to see metrics, demographics and visitor numbers from our network of industry specific sites

# **AUDIENCE**

