

Connect with our audience

# TRIBOLOGY



**annual content visits**

825,699\*



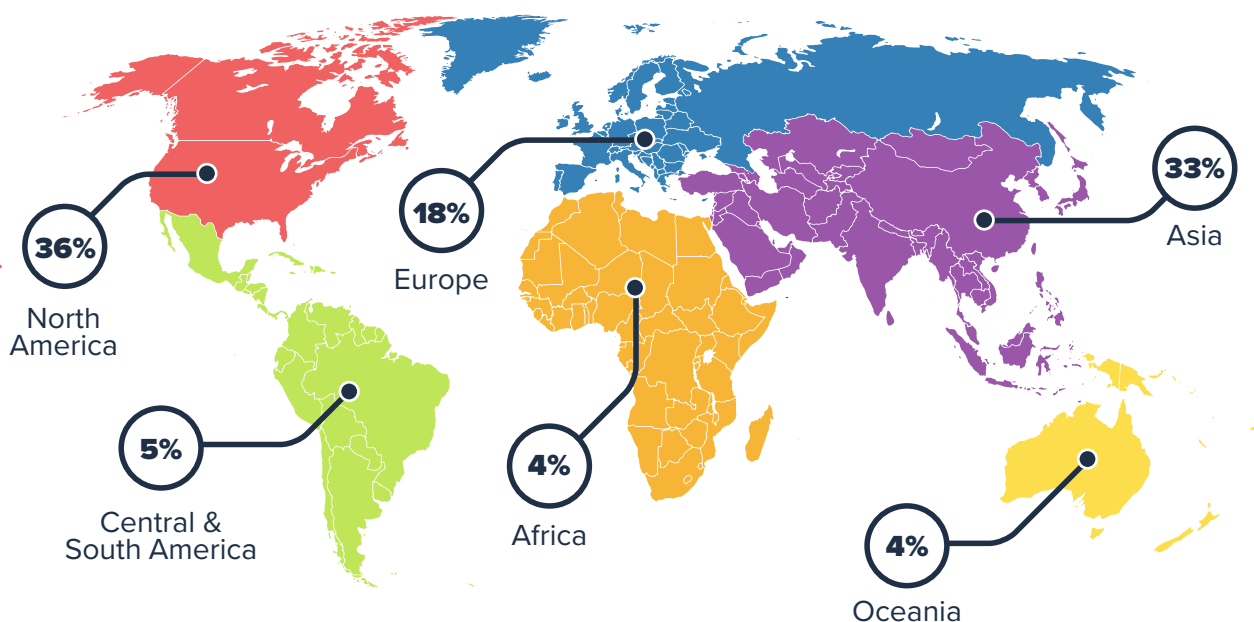
**active subscribers**

18,092\*\*



**total leads generated**

3,026\*



Targeted tribology audience


# NEWSLETTERS

NEWSLETTER	SUBSCRIBERS **	OCCURRENCE
Tribology	8,791	Monthly
Rheology & Viscometry	47,579	Monthly
Mechanical & Physical Properties Testing	81,061	Monthly
Elemental Analysis	45,373	Monthly

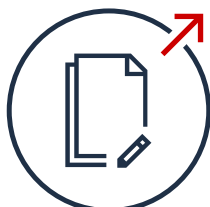
\*12 Months to October 2020

\*\*As of October 1st 2020

# Scientific Content Marketing **SOLUTIONS**




EMAIL MARKETING



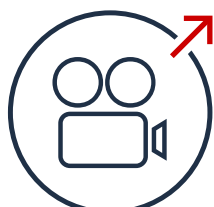
CONTENT



INTERVIEWS



PRODUCT PACKAGES



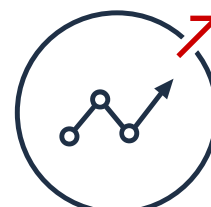
VIDEO



DISPLAY ADVERTISING



WEB SERVICES



ANALYTICS

Visit the links below to see metrics, demographics and visitor numbers from our network of industry specific sites

# **AUDIENCE**

