


AV 101

What can you do to improve Audio-Visual quality on your video calls & projects?

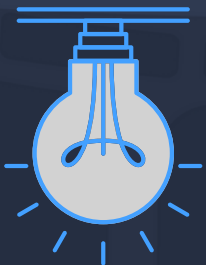



Audio

- Be as close as possible to your mic
- Avoid air currents feeding into the mic
- Use headphones to avoid your laptop's sound feeding into the mic
- Use a different mic than the laptop's built in one

Video

- Use a different camera than your laptop's built in one for better quality
- Position yourself in front of a good source of light, like daylight



- Be mindful of noise sources (pets, family members etc)
- Write down bullet points for presentations and expand from there

Tips

- Don't stress it! We all understand the struggles of working from home - these little changes go a long way!