

[CLIENT NAME]

WEBINAR REPORT

WEBINAR TITLE: [INSERT WEBINAR
TITLE]

PREPARED BY

AZO
NETWORK

#MarketingScience

Event date: [Insert Date]

www.azonetwork.com
dannylayzell@azonetwork.com

OVERVIEW

Here is the key high-level registration data from your webinar on [insert date]

[?]



Registrations

[?]



Unique attendees

[?]



AZoNetwork leads

YOUR WEBINAR ATTENDEES

High-level event data at a glance.

[?]



Top geo country = [Insert country]

[?]



Registrants referred by [Top AZo referrer]

[?]



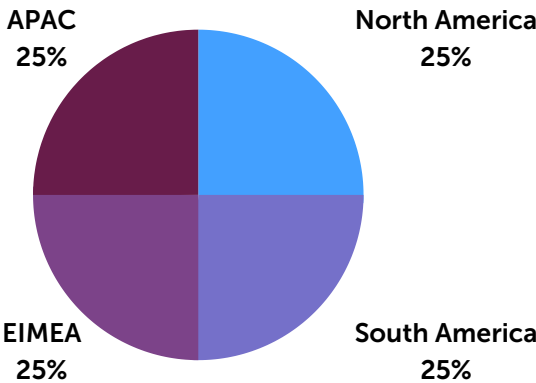
Overall webinar rating

Geodata

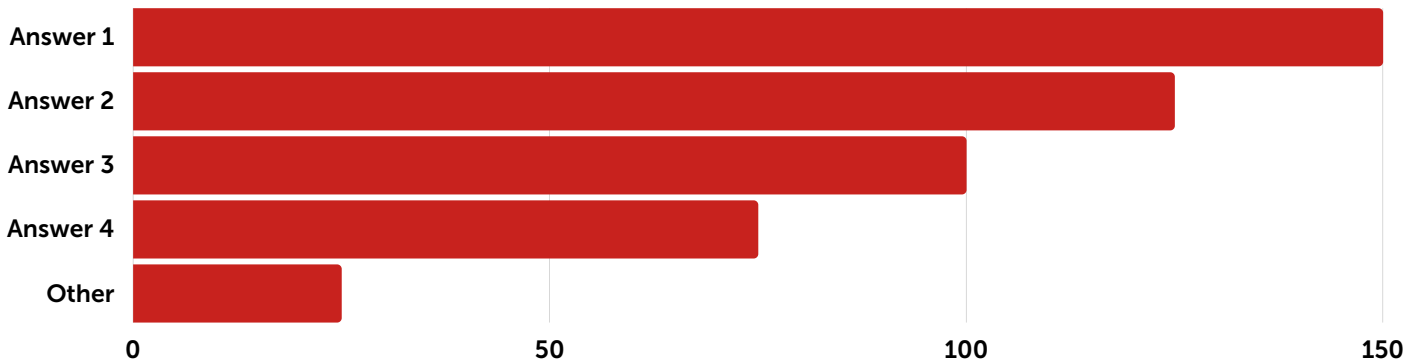
REGISTRATION DATA

This data looks at overall registration. It includes geodata and registration questions:

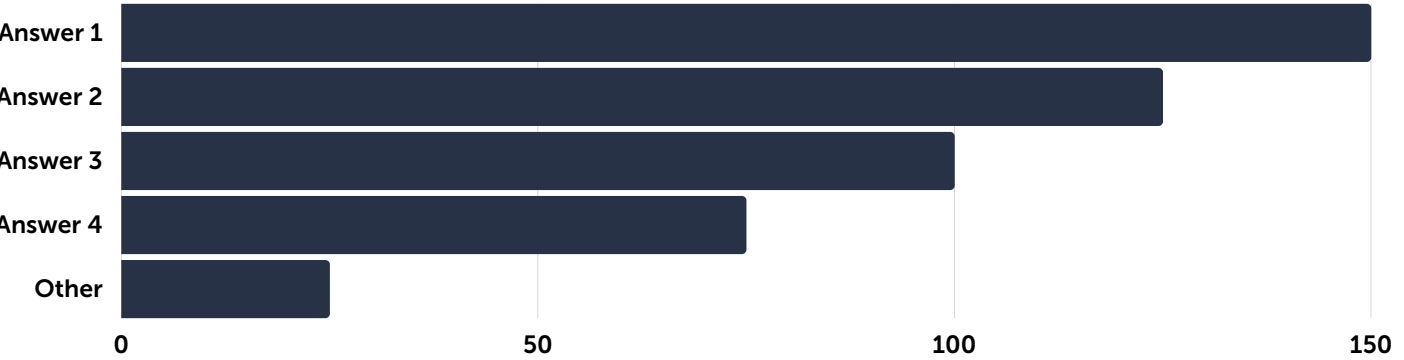
- Total registrants = [?]
- Top country = [Insert country & total]
- Top region = [Insert country & %]



[Insert Registration question]



[Insert Registration question]



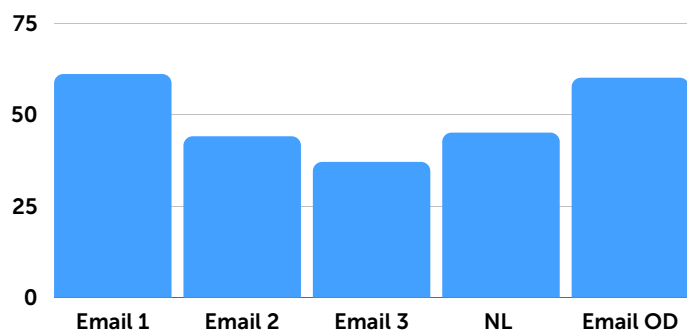
Webinar in Review

AZONETWORK LEAD DATA

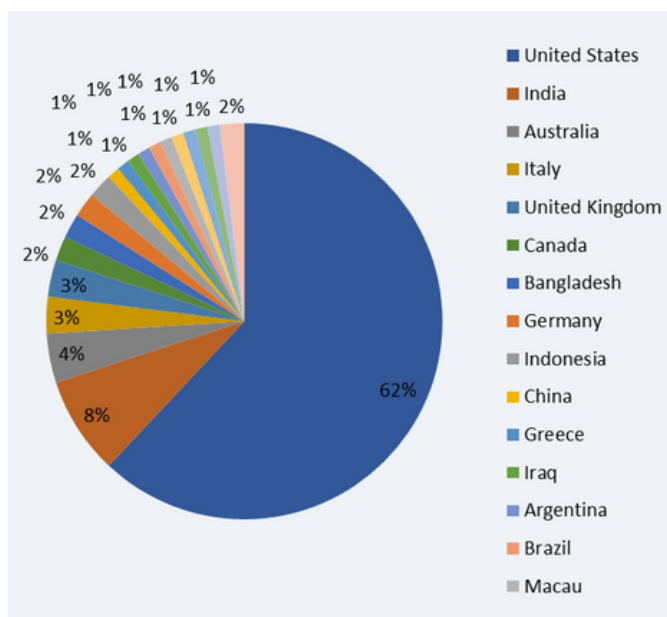
This data looks at the clicks from your customized emails (CE) and newsletter sponsorships (NL). Your webinar campaign included [?] targeted customized emails and [?] newsletter sponsorships.

- Total email clicks = [?]
- Total newsletter clicks = [?]

CE/NL clicks



Geodata



1. [Insert country + %]
2. [Insert country + %]
3. A[Insert country + %]

Viewing Statistics

ATTENDEES

The attendees included:

- Total attendees = [?]
- Unique attendees = [?]

[?]



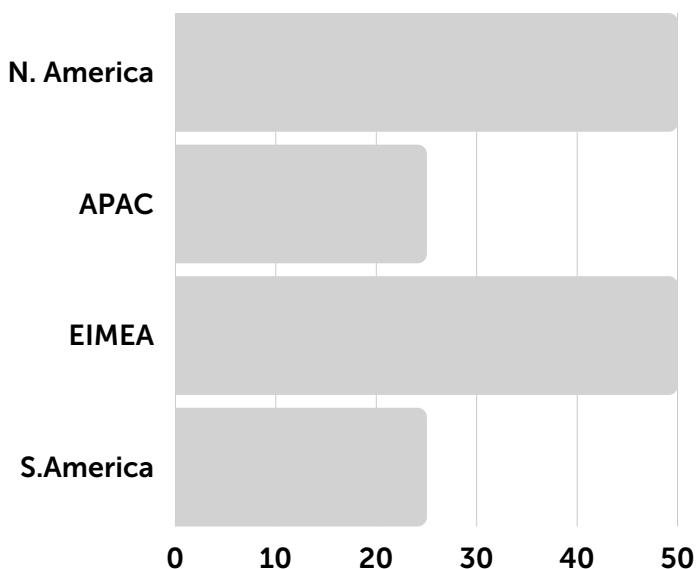
Percent attendees

[?]



Median time in room

Geodata



Webinar in Review

MARKET INTELLIGENCE DATA

This data looks at the market intelligence gathered during registration & the event.

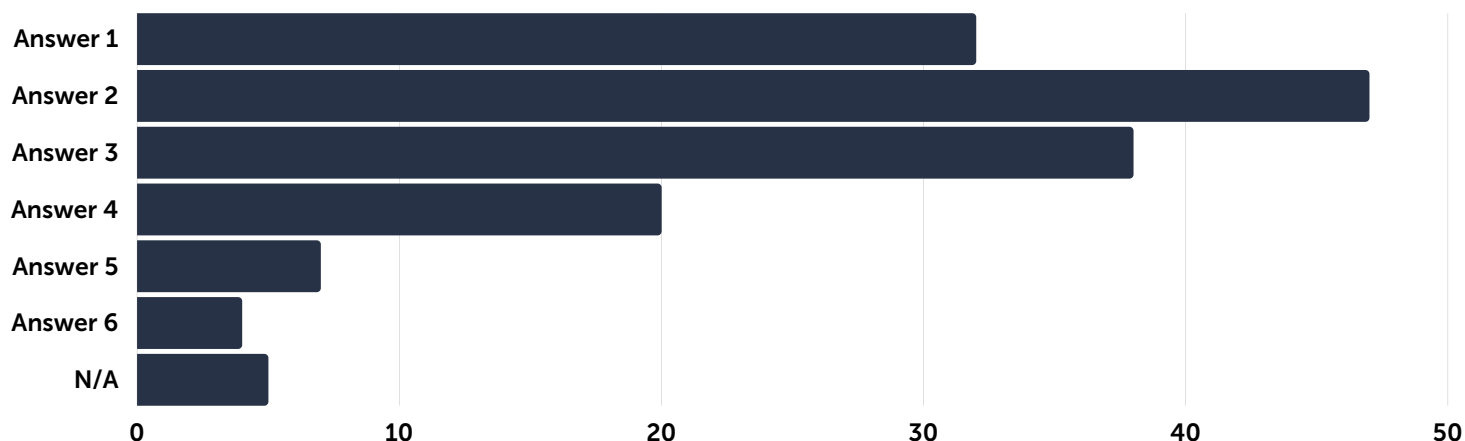
- Registrations questions = [?]
- Polls received = [?]
- Resource clicked = [?]
- Survey responses = [?]

Resources clicked

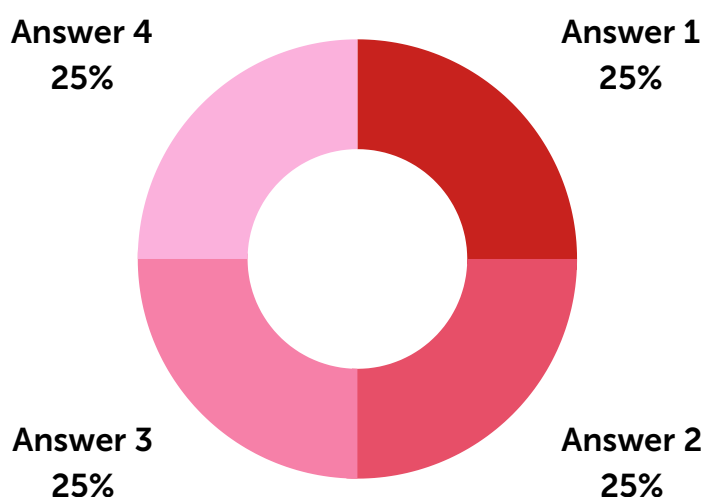


Poll Questions

1. [Insert poll question]



2. [Insert poll question]



Follow @azonetwork



#MarketingScience